


January 2018 Pricing



Ampliroll

®

6,600
POUNDS

Special Order

Retail
prices

AL 35PA-12

(Previous Model - AL 35E-12)

\$ 13,655

6,600 lbs capacity hooklift, body lengths 8 to 12 FT
CA 84" to 108", suggested body length 11 FT

CONTROL OPTIONS

MC-EDM

Electric over hydraulic pump (Standard)

\$ 1,783

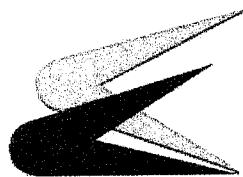
EDM pump operating at 4200 psi
includes in cab control box with self centering rocker switches

FC-G10-20C

\$ 2,497

Cable operated directional valve set at 4200 psi maximum relief
Direct mount gear pump
7 Gallon reservoir, with valve/tank mount combo
1 1/2" suction line with hose barb, spin on filter assembly, breather cap and site gauge.
Dual lever cab controls mounted in tower, with 8' cables.

January 2018 Pricing



Ampliroll

®

13,000
POUNDS

AL90S-12

13,000 lbs capacity hooklift, body lengths 9 to 13.5 FT
CA 84" to 108", suggested body length 12 FT
Hook height standard at 36"

**Retail
prices**
\$ 18,292

AL90L-14

13,000 lbs capacity hooklift, body lengths 10 to 14 FT
CA 108" to 126", suggested body length 14 FT
Hook height standard at 36"

\$ 19,942

CONTROL OPTIONS

MC-254-20E


Electric solenoid operated directional valve set at 4800 psi maximum relief
Direct mount bent axis piston pump - (SAE Pump)
7 Gallon reservoir
1 1/2" suction line with hose barb, and spin on filter assembly
Remote mount cab controls with self centering rocker switches

\$ 3,407

FC-2507-20C

Cable operated directional valve set at 4800 psi maximum relief
Direct mount bent axis piston pump - (SAE Pump)
7 Gallon reservoir, with valve/tank mount combo
1 1/2" suction line with hose barb, spin on filter assembly, breather cap and site gauge.
Dual lever cab controls mounted in tower, with 8' cables.

\$ 3,750



Ampliroll

®

18,000
POUNDS

**Retail
prices**

AL95SS-12

18,000 lbs capacity hooklift, body lengths 10 to 13 FT
CA 96" to 120", suggested body length 12 FT
Hook height standard at 54"

\$ 23,030

AL95S-15

18,000 lbs capacity hooklift, body lengths 10 to 16 FT
CA 120" to 138", suggested body length 14 FT
Hook height standard at 54"

\$ 23,030

AL95L-16

18,000 lbs capacity hooklift, body lengths 11 to 17.5 FT
CA 126" to 150", suggested body length 16 FT
Hook height standard at 54"

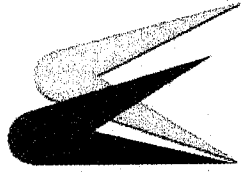
\$ 24,050

CONTROL OPTIONS

FC-G10-20C

Cable operated directional valve set at 4200 psi maximum relief
Direct mount gear pump
12 Gallon reservoir
2" suction line with hose barb, spin on filter assembly, breather cap and site gauge.
Dual lever cab controls mounted in tower, with 8' cables.

\$ 2,497



Ampliroll



20,000
POUNDS

**Retail
prices**

AL100SS-12

20,000 lbs capacity hooklift, body lengths 10 to 13 FT
CA 96" to 120", suggested body length 12 FT
Hook height standard at 54"

\$ 23,030

AL100S-15

20,000 lbs capacity hooklift, body lengths 10 to 16 FT
CA 120" to 138", suggested body length 14 FT
Hook height standard at 54"

\$ 23,030

AL100L-16

20,000 lbs capacity hooklift, body lengths 11 to 17.5 FT
CA 126" to 150", suggested body length 16 FT
Hook height standard at 54"

\$ 24,050

CONTROL OPTIONS

MC-4112F-20H

Hydraulic operated directional valve set at 5000 psi maximum relief
Bent axis piston pump - (DIN Pump)
12 Gallon reservoir
2" suction line with hose barb, in tank filter and breather assembly
Dual lever cab controls mounted in tower.

\$ 5,218

FC-4112-20C

Cable operated directional valve set at 5000 psi maximum relief
Bent axis piston pump - (DIN Pump)
12 Gallon reservoir, with valve/tank mount combo
2" suction line with hose barb, in tank filter, breather cap and site gauge.
Dual lever cab controls mounted in tower, with 8' cables.


\$ 3,845

***FC-4112-20A**

Air operated directional valve set at 5000 psi maximum relief
Bent axis piston pump - (DIN Pump)
12 Gallon reservoir, with valve/tank mount combo
2" suction line with hose barb, in tank filter, breather cap and site gauge.
Dual lever cab controls mounted in tower.

\$ 4,313

* Requires air supply from chassis



Ampliroll



20,000
POUNDS

Retail
prices

AL100SST-12

\$ 29,145

20,000 lbs capacity hooklift, body lengths 10 to 13 FT
CA 96" to 120", suggested body length 12 FT
Hook height hydraulically adjustable from 36" to 54"
Chassis height of 36"

AL100ST-15

\$ 29,145

20,000 lbs capacity hooklift, body lengths 10 to 16 FT
CA 120" to 138", suggested body length 14 FT
Hook height hydraulically adjustable from 36" to 54"
Chassis height of 36"

AL100LT-16

\$ 30,162

20,000 lbs capacity hooklift, body lengths 11 to 17.5 FT
CA 126" to 150", suggested body length 16 FT
Hook height hydraulically adjustable from 36" to 54"
Chassis height of 36"

CONTROL OPTIONS

MC-4112F-30H

\$ 6,245

Hydraulic operated directional valve set at 5000 psi maximum relief
Bent axis piston pump - (DIN Pump)
12 Gallon reservoir
2" suction line with hose barb, in tank filter and breather assembly
Tri lever cab controls mounted in tower.

FC-4112-30C

\$ 4,500

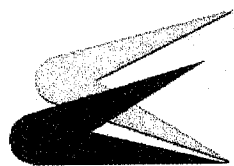
Cable operated directional valve set at 5000 psi maximum relief
Bent axis piston pump - (DIN Pump)
12 Gallon reservoir, with valve/tank mount combo
2" suction line with hose barb, in tank filter, breather cap and site gauge.
Tri lever cab controls mounted in tower, with 8' cables.

***FC-4112-30A**

\$ 5,308

Air operated directional valve set at 5000 psi maximum relief
Bent axis piston pump - (DIN Pump)
12 Gallon reservoir, with valve/tank mount combo
2" suction line with hose barb, in tank filter, breather cap and site gauge.
Tri lever cab controls mounted in tower.

* Requires air supply from chassis



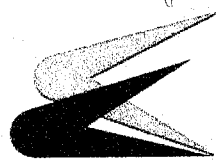
Ampliroll



26,000
POUNDS

	Retail prices
AL120SS-10 26,000 lbs capacity hooklift, body lengths 9 to 12 FT CA 96" to 108", suggested body length 10 FT Hook height standard at 54"	\$ 27,260
AL120SS-12 26,000 lbs capacity hooklift, body lengths 9 to 14 FT CA 102" to 110", suggested body length 12 FT Hook height standard at 54"	\$ 26,902
AL120S-14 26,000 lbs capacity hooklift, body lengths 11 to 16 FT CA 120" to 138", suggested body length 14 FT Hook height standard at 54"	\$ 27,822
AL120L-16 26,000 lbs capacity hooklift, body lengths 12 to 17.5 FT CA 138" to 156", suggested body length 16 FT Hook height standard at 54"	\$ 27,932
CONTROL OPTIONS	
MC-4112F-20H Hydraulic operated directional valve set at 5000 psi maximum relief Bent axis piston pump - (DIN Pump) 12 Gallon reservoir 2" suction line with hose barb, in tank filter and breather assembly Dual lever cab controls mounted in tower.	\$ 5,218
FC-4112-20C Cable operated directional valve set at 5000 psi maximum relief Bent axis piston pump - (DIN Pump) 12 Gallon reservoir, with valve/tank mount combo 2" suction line with hose barb, in tank filter, breather cap and site gauge. Dual lever cab controls mounted in tower, with 8' cables.	\$ 3,845
*FC-4112-20A Air operated directional valve set at 5000 psi maximum relief Bent axis piston pump - (DIN Pump) 12 Gallon reservoir, with valve/tank mount combo 2" suction line with hose barb, in tank filter, breather cap and site gauge. Dual lever cab controls mounted in tower.	\$ 4,313

* Requires air supply from chassis



Ampliroll



26,000
POUNDS

**Retail
prices**

AL120SST-10

26,000 lbs capacity hooklift, body lengths 9 to 12 FT
CA 96" to 108", suggested body length 10 FT
Hook height hydraulically adjustable from 36" to 54"
Chassis height of 36"

\$ 34,472

AL120SST-12

26,000 lbs capacity hooklift, body lengths 9 to 14 FT
CA 102" to 110", suggested body length 12 FT
Hook height hydraulically adjustable from 36" to 54"
Chassis height of 36"

\$ 34,115

AL120ST-14

26,000 lbs capacity hooklift, body lengths 11 to 16 FT
CA 120" to 138", suggested body length 14 FT
Hook height hydraulically adjustable from 36" to 54"
Chassis height of 36"

\$ 35,033

AL120LT-16

26,000 lbs capacity hooklift, body lengths 12 to 17.5 FT
CA 138" to 156", suggested body length 16 FT
Hook height hydraulically adjustable from 36" to 54"
Chassis height of 36"

\$ 35,145

CONTROL OPTIONS

MC-4112F-30H

Hydraulic operated directional valve set at 5000 psi maximum relief
Bent axis piston pump - (DIN Pump)
12 Gallon reservoir
2" suction line with hose barb, in tank filter and breather assembly
Tri lever cab controls mounted in tower.

\$ 6,245

FC-4112-30C

Cable operated directional valve set at 5000 psi maximum relief
Bent axis piston pump - (DIN Pump)
12 Gallon reservoir, with valve/tank mount combo
2" suction line with hose barb, in tank filter, breather cap and site gauge.
Tri lever cab controls mounted in tower, with 8' cables.


\$ 4,500

***FC-4112-30A**

Air operated directional valve set at 5000 psi maximum relief
Bent axis piston pump - (DIN Pump)
12 Gallon reservoir, with valve/tank mount combo
2" suction line with hose barb, in tank filter, breather cap and site gauge.
Tri lever cab controls mounted in tower.

\$ 5,308

* Requires air supply from chassis



Ampliroll



31,000
POUNDS

**Retail
prices**

AMP 140-183-16 (Previous Model - AL 140/1400-16) **\$ 28,125**
 31,000 lbs capacity hooklift, body lengths 13 to 18 FT
 CA 158" to 180", suggested body length 16 FT
 CT 132" to 162"
 Hook height standard at 61 3/4"


AMP 140-189-18 (Previous Model - AL 140/1400-18) **\$ 28,125**
 31,000 lbs capacity hooklift, body lengths 13 to 20 FT
 CA 170" to 192", suggested body length 18 FT
 CT 144" to 174"
 Hook height standard at 61 3/4"

CONTROL OPTIONS

MC-4112F-20H **\$ 5,218**
 Hydraulic operated directional valve set at 5000 psi maximum relief
 Bent axis piston pump - (DIN Pump)
 12 Gallon reservoir
 2" suction line with hose barb, in tank filter and breather assembly
 Dual lever cab controls mounted in tower.

FC-4112-20C **\$ 3,845**
 Cable operated directional valve set at 5000 psi maximum relief
 Bent axis piston pump - (DIN Pump)
 12 Gallon reservoir, with valve/tank mount combo
 2" suction line with hose barb, in tank filter, breather cap and site gauge.
 Dual lever cab controls mounted in tower, with 8' cables.

FC-4112-20A **\$ 4,313**
 Air operated directional valve set at 5000 psi maximum relief
 Bent axis piston pump - (DIN Pump)
 12 Gallon reservoir, with valve/tank mount combo
 2" suction line with hose barb, in tank filter, breather cap and site gauge.
 Dual lever cab controls mounted in tower.



Ampliroll




35,000
POUNDS

	Retail prices
AMP 140-165-15 (Previous Model - AL 140/1600-15) 35,000 lbs capacity hooklift, body lengths 12 to 18 FT CA 152" to 169", suggested body length 14 FT CT 126" to 151" Hook height standard at 61 3/4"	\$ 28,940
AMP 140-181-17 (Previous Model - AL 140/1600-17) 35,000 lbs capacity hooklift, body lengths 12 to 19 FT CA 164" to 182", suggested body length 16 FT CT 138" to 164" Hook height standard at 61 3/4"	\$ 28,940
AMP 140-197-18 (Previous Model - AL 140/1600-18) 35,000 lbs capacity hooklift, body lengths 13 to 20 FT CA 180" to 198", suggested body length 18 FT CT 154" to 186" Hook height standard at 61 3/4"	\$ 29,755
AMP 140-220-20 (Previous Model - AL 140/1800-20) 35,000 lbs capacity hooklift, body lengths 15 to 22 FT CA 204 to 222", suggested body length 20 FT CT 178 to 204" Hook height standard at 61 3/4"	\$ 30,572

CONTROL OPTIONS

MC-4112F-20H Hydraulic operated directional valve set at 5000 psi maximum relief Bent axis piston pump - (DIN Pump) 12 Gallon reservoir 2" suction line with hose barb, in tank filter and breather assembly Dual lever cab controls mounted in tower.	\$ 5,218
FC-4112-20C Cable operated directional valve set at 5000 psi maximum relief Bent axis piston pump - (DIN Pump) 12 Gallon reservoir, with valve/tank mount combo 2" suction line with hose barb, in tank filter, breather cap and site gauge. Dual lever cab controls mounted in tower, with 8' cables.	\$ 3,845
FC-4112-20A Air operated directional valve set at 5000 psi maximum relief Bent axis piston pump - (DIN Pump) 12 Gallon reservoir, with valve/tank mount combo 2" suction line with hose barb, in tank filter, breather cap and site gauge. Dual lever cab controls mounted in tower.	\$ 4,313



Ampliroll



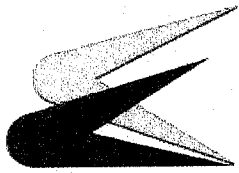
40,000
POUNDS

**Retail
prices**

<p>AMP 150-165-15 (Previous Model - AL 150/1600-15) 40,000 lbs capacity hooklift, body lengths 12 to 18 FT CT 126" to 151", suggested body length 14 FT Hook height standard at 61 3/4"</p>	<p>\$ 31,387</p>
<p>AMP 150-181-17 (Previous Model - AL 150/1600-17) 40,000 lbs capacity hooklift, body lengths 12 to 19 FT CT 138" to 164", suggested body length 16 FT Hook height standard at 61 3/4"</p>	<p>\$ 31,387</p>
<p>AMP 150-197-18 (Previous Model - AL 150/1600-18) 40,000 lbs capacity hooklift, body lengths 13 to 20 FT CT 154" to 186", suggested body length 18 FT Hook height standard at 61 3/4"</p>	<p>\$ 32,202</p>
<p>AMP 150-220-20 (Previous Model - AL 150/1800-20) 40,000 lbs capacity hooklift, body lengths 15 to 22 FT CT 178" to 204", suggested body length 20 FT Hook height standard at 61 3/4"</p>	<p>\$ 33,017</p>

CONTROL OPTIONS

<p>MC-6320-20H Hydraulic operated directional valve set at 5000 psi maximum relief Bent axis piston pump - (DIN Pump) 20 Gallon reservoir 2" suction line with hose barb, in tank filter and breather assembly Dual lever cab controls mounted in tower.</p>	<p>\$ 5,397</p>
<p>FC-6320-20C Cable operated directional valve set at 5000 psi maximum relief Bent axis piston pump - (DIN Pump) 20 Gallon reservoir, with valve/tank mount combo 2" suction line with hose barb, in tank filter, breather cap and site gauge. Dual lever cab controls mounted in tower, with 8' cables.</p>	<p>\$ 3,938</p>
<p>FC-6320-20A Air operated directional valve set at 5000 psi maximum relief Bent axis piston pump - (DIN Pump) 20 Gallon reservoir, with valve/tank mount combo 2" suction line with hose barb, in tank filter, breather cap and site gauge. Dual lever cab controls mounted in tower.</p>	<p>\$ 4,408</p>



Ampliroll



50,000
POUNDS

Retail
prices

AMP 160-212-20 (Previous Model - AL 160/1700-20) \$ 35,053
 50,000 lbs capacity hooklift, body lengths 15 to 22 FT
 CT 174" to 190", suggested body length 20 FT
 Hook height standard at 61 3/4"


AMP 160-232-22 (Previous Model - AL 160/1900-22) \$ 36,482
 50,000 lbs capacity hooklift, body lengths 16 to 24 FT
 CT 186" to 210", suggested body length 20 FT
 Hook height standard at 61 3/4"

CONTROL OPTIONS

MC-6320-20H \$ 5,397
 Hydraulic operated directional valve set at 5000 psi maximum relief
 Bent axis piston pump - (DIN Pump)
 20 Gallon reservoir
 2" suction line with hose barb, in tank filter and breather assembly
 Dual lever cab controls mounted in tower.

FC-6320-20C \$ 3,938
 Cable operated directional valve set at 5000 psi maximum relief
 Bent axis piston pump - (DIN Pump)
 20 Gallon reservoir, with valve/tank mount combo
 2" suction line with hose barb, in tank filter, breather cap and site gauge.
 Dual lever cab controls mounted in tower, with 8' cables.

FC-6320-20A \$ 4,408
 Air operated directional valve set at 5000 psi maximum relief
 Bent axis piston pump - (DIN Pump)
 20 Gallon reservoir, with valve/tank mount combo
 2" suction line with hose barb, in tank filter, breather cap and site gauge.
 Dual lever cab controls mounted in tower.



Ampliroll



60,000 &
65,000
POUNDS

	Retail prices
AMPR 160-185-17 (Previous Model - ALR 160/1400-17) 60,000 lbs capacity hooklift, body lengths 14 to 20 FT CT 138" to 168", suggested body length 20 FT Hook height standard at 61 3/4" Does not include rear rollers stabilizer	\$ 36,277
AL160/2000-22 65,000 lbs capacity hooklift, body lengths 16 to 24 FT CT 186" to 200", suggested body length 22 FT Hook height standard at 61 3/4" Does not include rear rollers stabilizer	\$ 42,798
AL160/2000RT-22 Model 160/2000-22 with rear rollers stabilizer	\$ 49,647
CONTROL OPTIONS	
MC-6320-20H Hydraulic operated directional valve set at 5000 psi maximum relief Bent axis piston pump - (DIN Pump) 20 Gallon reservoir, with valve/tank mount combo 2" suction line with hose barb, in tank filter and breather assembly Dual lever cab controls mounted in tower.	\$ 5,397
MC-6320-30H 3 Bank Hydraulic Kit	\$ 6,037
FC-6320-20C Cable operated directional valve set at 5000 psi maximum relief Bent axis piston pump - (DIN Pump) 20 Gallon reservoir, with valve/tank mount combo 2" suction line with hose barb, in tank filter, breather cap and site gauge. Dual lever cab controls mounted in tower, with 8' cables.	\$ 3,938
FC-6320-30C 3 Bank Cable Kit	\$ 4,422
FC-6320-20A Air operated directional valve set at 5000 psi maximum relief Bent axis piston pump - (DIN Pump) 20 Gallon reservoir, with valve/tank mount combo 2" suction line with hose barb, in tank filter, breather cap and site gauge. Dual lever cab controls mounted in tower.	\$ 4,408
FC-6320-30A 3 Bank Air Valve Kit	\$ 5,333